

Standard Helix Sizes	
Diameter (in)	Area (ft²)
8	.282
10	.479
12	.719
14	1.002
16	1.329

SHAFT DESIGNATION	
3 1/2 Tubular Leads	Torque Rating (lb-ft)
(0.254 wall)	18,000
(0.368 wall)	27,000

- NOTES:
- HOT DIPPED GALVANIZED PER ASTM A123
 - LEAD LENGTHS AND HELIX SPACINGS ARE NOMINAL
 - MATERIAL YIELD STRENGTH: 80KSI MIN FOR TUBULAR SHAFT, 50KSI MIN FOR, 3/8" OR 1/2" THICK PLATE/HELIX PER ASTM A572 G50
 - ALL WELDING TO BE DONE BY WELDERS CERTIFIED UNDER SECTION 5 OF THE AWS CODE D1.1
 - REFER TO DRAWING TE312 FOR EXTENSION SECTIONS

THE DRAWING CONTAINS
CONFIDENTIAL INFORMATION OF
HELICAL ANCHORS INC. THIS
DOCUMENT MAY NOT BE REPRODUCED
IN ANY FORM WITHOUT THE EXPRESS
WRITTEN PERMISSION OF HELICAL
ANCHORS INC.

HELICAL ANCHORS INC.

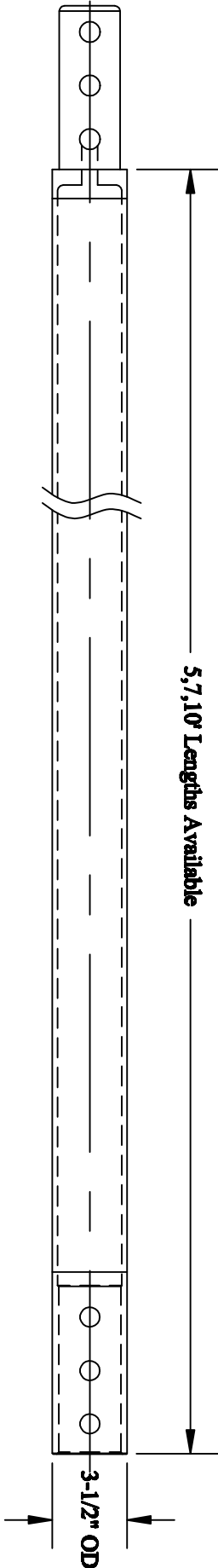
3-1/2 TUBULAR LEADS

SIZE	PART/CAT NO./SKU NO.	REV
A	TL312	

DRAWN BY:	DEK
DATE:	11/02/10
DWG NO.	

SCALE: NOT TO SCALE


SHEET 1/1



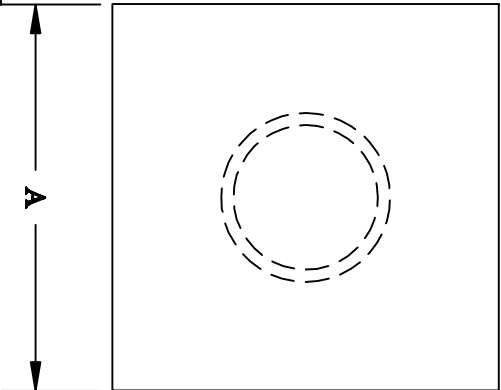
SHAFT DESIGNATION	
3 1/2 Tubular Extensions	Torque Rating (lb-ft)
(0.254 wall)	18,000
(0.368 wall)	27,000

COUPLING BOLT AND NUT	
DESCRIPTION	BOLT TYPE
7/8" x 4.75" LONG H.E. BOLT	ASTM A325
7/8 HEX NUT	ASTM A325

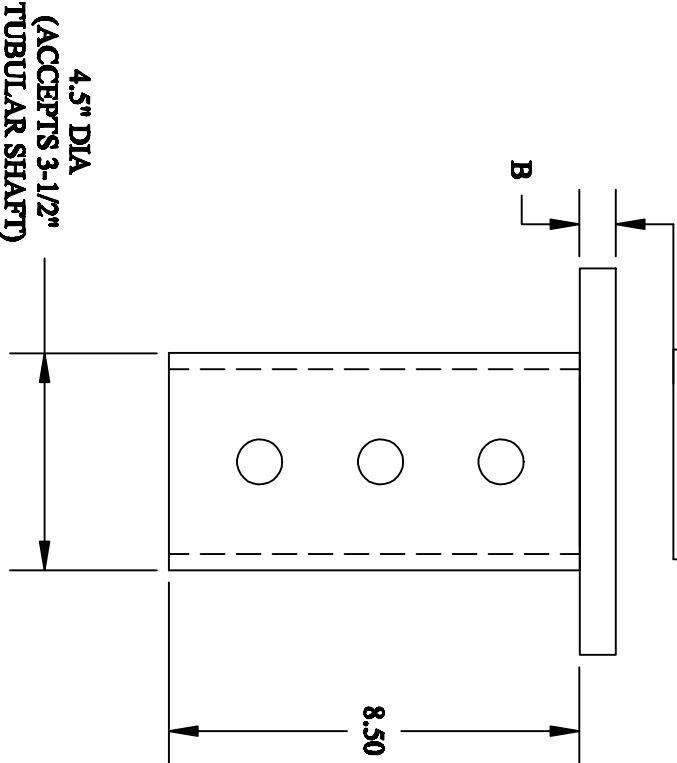
- NOTES:
1. HOT DIP GALVANIZED PER ASTM A123
 2. MINIMUM YIELD MATERIAL STRENGTH: 80 KSI FOR TUBE, 107 KSI FOR PIN & BOX, 50 KSI FOR FLIGHTS (IF APPLICABLE)
 3. HELICES ON EXTENSION ARE AVAILABLE IN 3/8" OR 1/2" THICK PLATE PER ASTM A572 G50
 4. REFER TO DRAWING TL312 FOR LEAD SECTIONS
 5. ALL WELDING TO BE DONE BY WELDERS CERTIFIED UNDER SECTION 5 OF THE AWS CODE D1.1

THIS DRAWING CONTAINS CONFIDENTIAL INFORMATION OF HELICAL ANCHORS INC. THIS DOCUMENT MAY NOT BE REPRODUCED IN ANY FORM WITHOUT THE EXPRESS WRITTEN PERMISSION OF HELICAL ANCHORS INC.				HELICAL ANCHORS INC. 	
DRAWN BY:	DKM	DATE:	11/02/10	SIZE	3-1/2 TUBULAR EXTENSIONS
DWG NO.	A	PART/CAT NO./SKU NO.	TE312	REV	
SCALE: NOT TO SCALE				SHEET	1/1

Standard Plate Thickness (in)
1/2"
3/4"
1"



Standard Plate Sizes
Length x Width
8" x 8"
10" x 10"
12" x 12"



COUPLING BOLT AND NUT	
DESCRIPTION	BOLT TYPE
7/8" x 6" LONG H.E. BOLT	ASTM A325
7/8 HEX NUT	ASTM A325

- NOTES:
1. FINISH: PLAIN OR GALVANIZED PER ASTM A123
 2. MATERIAL YIELD STRENGTH: 80KSI MIN FOR TUBE, 36KSI MIN FOR PLATE
 3. HOLE PATTERN SHALL MATCH THAT OF THE CORRESPONDING EXTENSION SECTION
 4. ALL WELDING TO BE DONE BY WELDERS CERTIFIED UNDER SECTION 5 OF THE AWS CODE D1.1

THIS DRAWING CONTAINS CONFIDENTIAL INFORMATION OF HELICAL ANCHORS INC. THIS DOCUMENT MAY NOT BE REPRODUCED IN ANY FORM WITHOUT THE EXPRESS WRITTEN PERMISSION OF HELICAL ANCHORS INC.		3-1/2 New Construction & 4-1/2 OD Pipe	
DRAWN BY:	DLW	SIZE PART / CAT NO. / SKU NO.	
DATE:	02.04.16	A	NCCH312
DWG NO.		SCALE: NOT TO SCALE	SHEET